

BANBURY 112

DISCOVER YOUR EDGE



TO BE REFURBISHED

Industrial / Distribution Unit

112,721 sq ft (10,472 sq m)

To Let

Banbury112.com

SOUTHAM ROAD, BANBURY, OX16 2DJ

[///stores.rams.deals](https://stores.rams.deals)



REDEFINE LOGISTICS

Banbury serves as a coveted location, hosting an array of esteemed national occupiers such as Amazon, The Entertainer, DHL, and HelloFresh further enhancing its appeal.

Banbury 112 benefits from close proximity to various amenities and is within 1.5 miles of the M40 J11 offering fast access to the wider national motorway network.



BIRMINGHAM

M40 J11



LONDON


BANBURY TRAIN STATION

BANBURY 112




UNLOCK POTENTIAL


	Sq ft	Sq m
Warehouse	106,579	9,902
Offices	6,142	571
TOTAL (GIA)	112,721	10,472




12m clear
internal height




10 dock and 3
level access doors




50m yard
depth




113 car
parking spaces




35 HGV
parking spaces




Fully fitted
offices




550kVA
incoming power




50kN/m2
floor loading




Secure
site




LED lighting to
warehouse




BREEAM
'Excellent'




EPC
rating 'A'



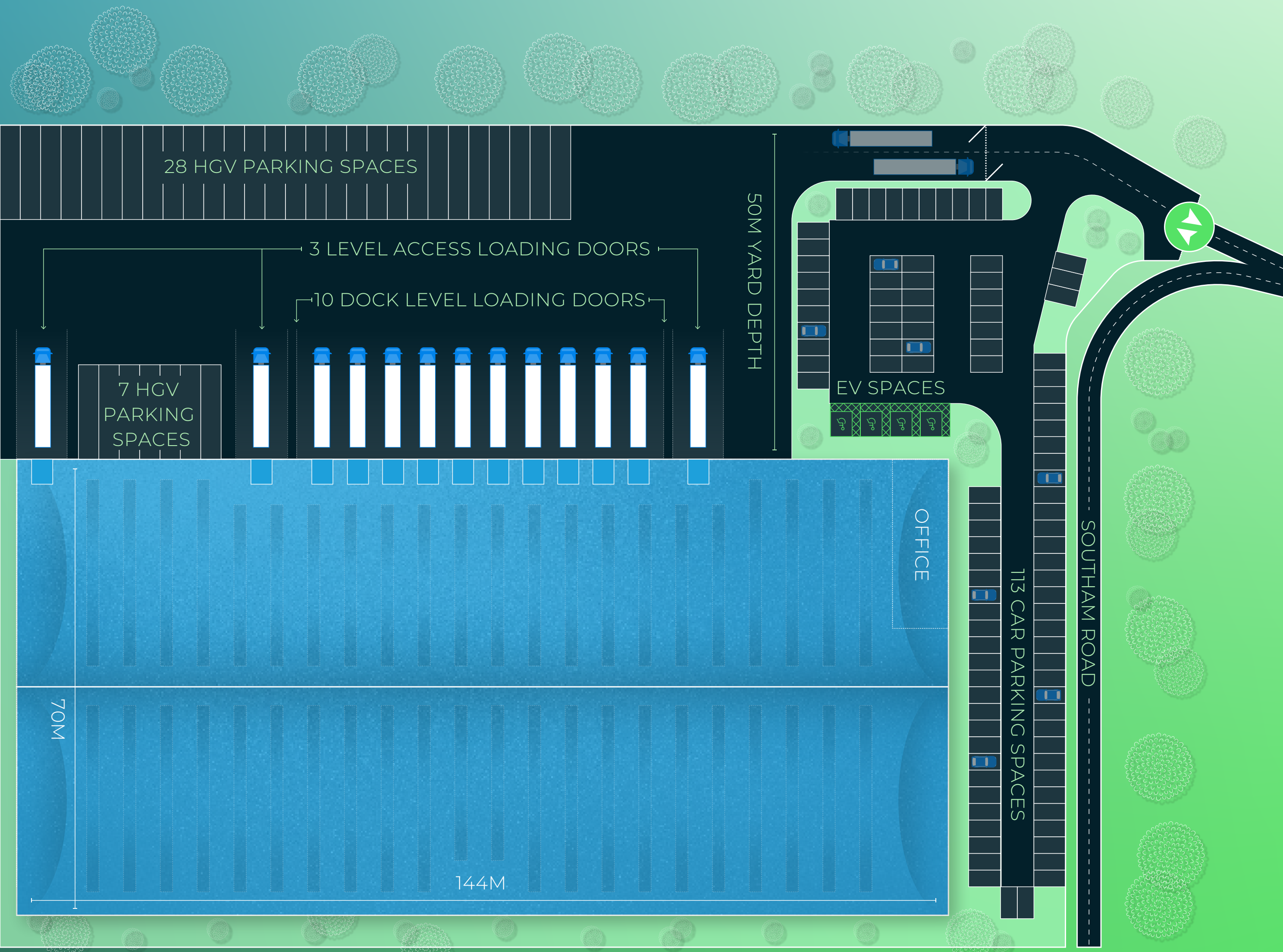
EV
Charging



120kWp solar
PV system



15% roof
lights





POSITIONED FOR SUCCESS

Banbury 112 is strategically located to efficiently serve the South East as well as both the East and West Midlands, with quick access to the M40 at J11 (within 1.5 miles).

This strategic location offers rapid, direct transport links to the national motorway network making it ideal for businesses seeking efficient access to major distribution routes and consumer markets.

With excellent bus and rail connections (Banbury Train Station within 1.8 miles / 5 min drive), along with cycle storage and facilities, Banbury 112 supports employees’ use of green commuting methods.

SAT NAV: OX16 2DJ

WHAT3WORDS: STORES.RAMS.DEALS

Location	Miles	Time	Junctions	Miles	Time
Birmingham  	50	60 Mins	M40 J11	1.5	4 Mins
London Heathrow 	66	80 Mins	M42 J3A	31	30 Mins
London  	80	90 Mins	M6 J4	40	40 Mins
Felixstowe  	144	170 Mins	M25 J16	70	65 Mins

LESS DISRUPTION MORE IMPACT

Banbury 112 offers specific advantages for workers and aligns with ESG goals in several key ways, making it an ideal location for businesses focused on employee well-being and sustainability.

EV
Charging



Cycle
Storage



120kWp solar
PV system



EPC
Rating 'A'



BREEAM
'Excellent'




15% Roof
Lights



Insulated
Building



HVAC
System



Waste Reduction
Systems

A HEALTHY BALANCE OF WORK & LEISURE

Nearby amenities support a positive work environment, enabling employees to look after their physical well-being, stay energised, and maintain a balanced work-life routine. The proximity to green spaces such as Banbury Country Park, Grimsbury Reservoir, and the Oxford Canal Walk provide ample opportunities for relaxation, walking, and outdoor activities.



13,000

People employed in
the manufacturing
industry



65.9%

Economic activity
rate, 7.3% higher than
the national average



161,016

Total population in
the local area



4,014

People employed in
the transport and
storage sector

Banbury 112 Website →

Colliers

James Haestier
james.haestier@colliers.com
+44 (0) 7818 038 009

Tom Arnold
tom.arnold@colliers.com
+44 (0) 7880 091 416

■ HOLLIS HOCKLEY

Nick Hardie
nick.hardie@hollishockley.co.uk
+44 (0) 7732 473 357

Freddie Chandler
freddie.chandler@hollishockley.co.uk
+44 (0) 7935 769 927

CBRE

Tom Barton
tom.barton@cbre.com
+44 (0) 7817 033 078

Will Davis
will.davis@cbre.com
+44 (0) 7393 243187



Logicor.eu
ukenquiries@logicor.eu